

# prophete

## User manual

Battery-operated pump



# CONTENT

NOTES ON THIS USER MANUAL	2
SAFETY INFORMATION	3
SCOPE OF DELIVERY   PART NAMES	4
MODES	5
PRESET TIRE PRESSURE	5
OPERATION	6
REFERENCE PRINT	7
SPECIFICATIONS	7
CARE AND STORAGE INSTRUCTIONS	7
WARRANTY INFORMATION	8
DISPOSAL	8
EC DECLARATION OF CONFORMITY	8

## NOTES ON THIS USER MANUAL

- Always read the user manual carefully before the first use. You will thus familiarise yourself with the product more quickly and prevent misuse which may result in damage or accidents. In particular, you must observe the safety instructions and hazard warnings.
- Keep the use manual and pass it on if you sell or pass on the product.
- You can find the current version of this user manual available for download on our website [www.prophete.de](http://www.prophete.de).

# SAFETY INFORMATION

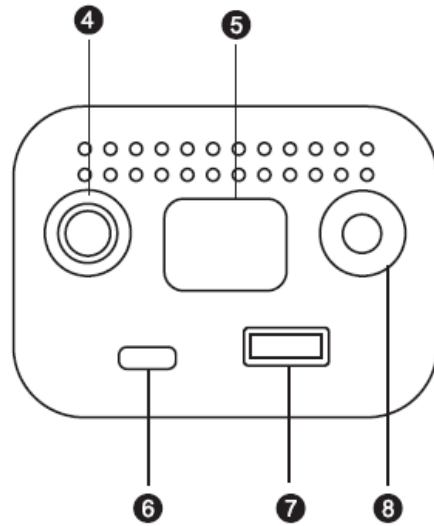
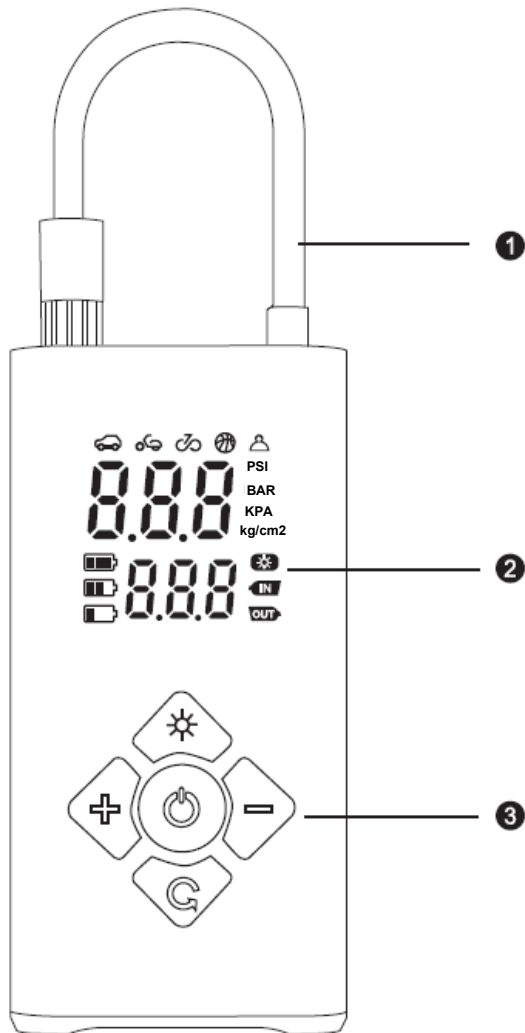
## **RISK OF SHORT CIRCUIT, FIRE AND EXPLOSION!**

- The product contains a battery. The product must therefore never be thrown into fire, submerged in liquids, short-circuited, exposed to high temperatures or extremely low air pressure.
- If you notice smoke, unusual noises, smells or heat, stop using the product. Do not use it if it is obviously defective or damaged.
- Do not make any modifications to the product.
- This product can be used by children 8 years of age and older, as well as by persons with reduced physical, sensory or mental abilities or lack of experience and knowledge, if they have been supervised or instructed in the safe use of the device and understand the resulting dangers.
- Never use the battery pump in direct sunlight, at high temperatures or under high pressure.
- Keep the battery pump away from water and rain; it is not suitable for use in water. To avoid damage, excessive heat, toxic fumes, fires or explosions, turn off the inflation device after 10 minutes of use and let it cool for 30 minutes.
- Always turn off the device after use.
- To minimize the risk of electric shock, you should protect your cordless pump from rain.

# GENERAL INFORMATION

- This product may heat up slightly during normal operation, which is considered normal.
- To extend the life of the air pump, we recommend using it continuously for no more than 10 minutes to inflate. If a longer use is necessary, we recommend that you plan breaks so that your battery pump can cool down.

# SCOPE OF DELIVERY | PART NAMES

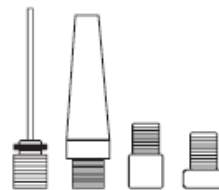


- ① Air hose
- ② Digital
- ③ Buttons
- ④ Air hose connection
- ⑤ LED Light
- ⑥ Type-C input
- ⑦ USB output
- ⑧ Air Hose Storage Connector

## Accessories



Kabel Typ-C x1



Multi-function air nozzle

# MODES



For car tires



For motorcycles



For bicycles



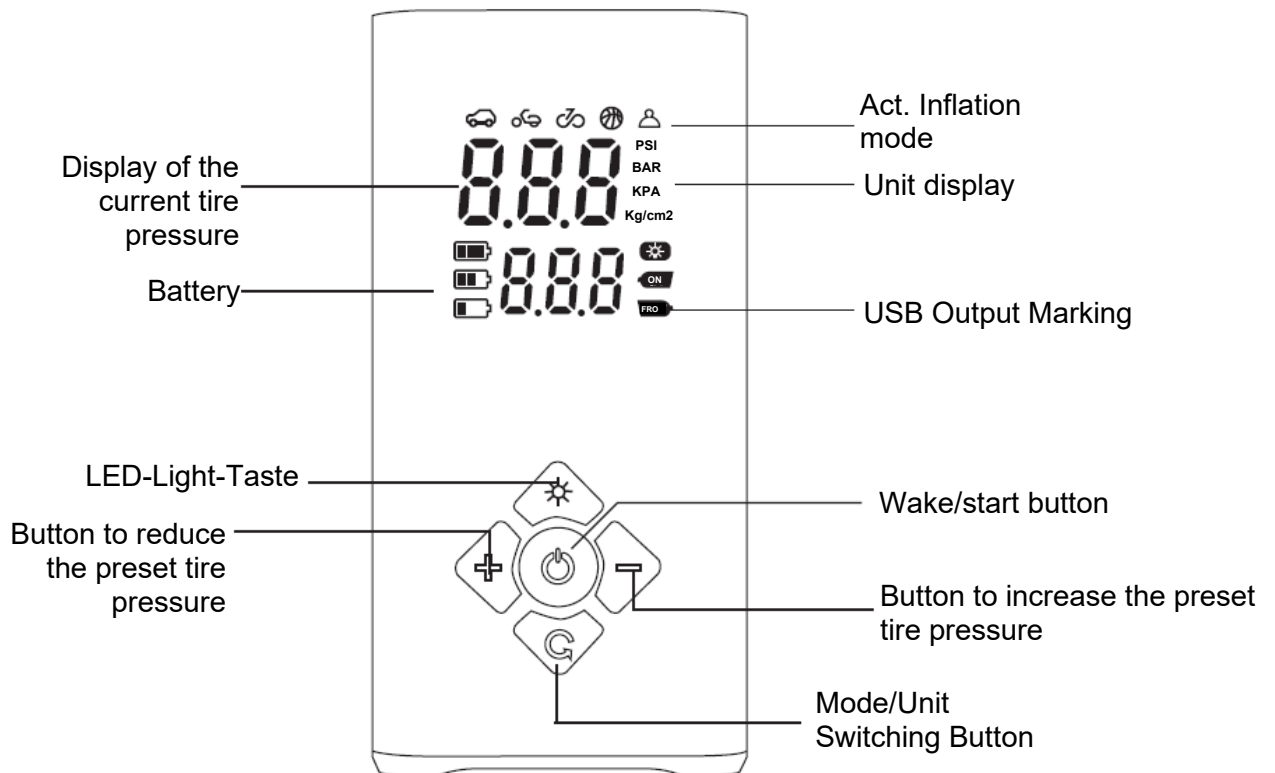
For balls



Custom Mode


# PRESET TIRE PRESSURE

Press and hold "⏻" to toggle the device. Set the numeric value with the "+" or "-" button and wait a few seconds after setting for the numbers to stop flashing. Then press the "⏻" button to start the process. The cordless pump stops automatically when it reaches the specified air pressure.

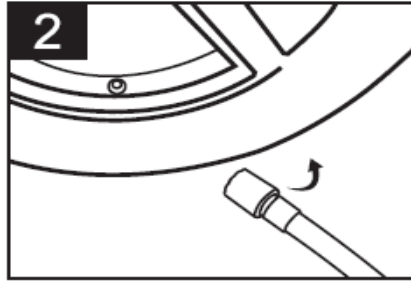


# SERVICE

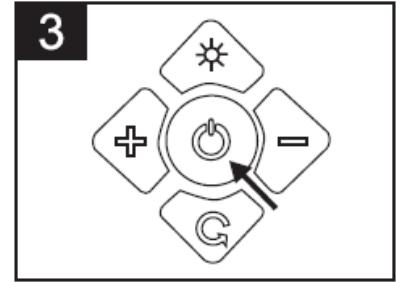
Fully charge the device before use.



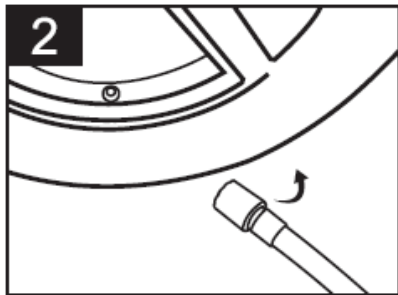
Connect the air hose to the battery pump.



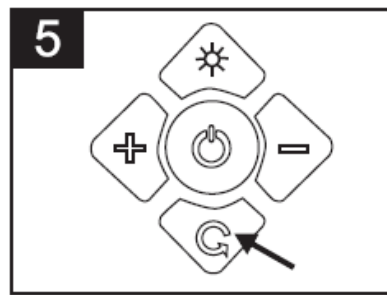
Connect the other end of the air hose to the tire valve.



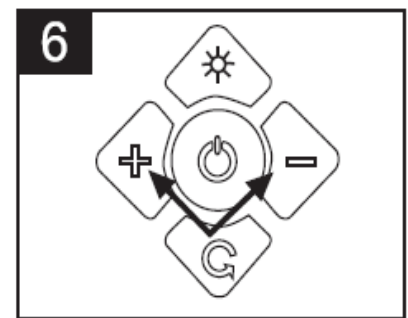
Press and hold the "⏻" button to turn on the battery pump.



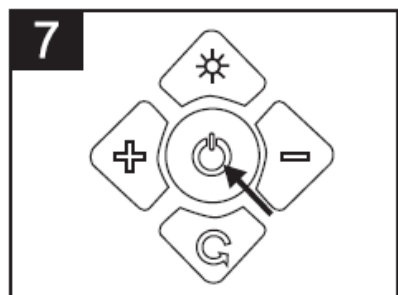
Press and hold the "ⓐ" button to toggle the unit.



Press the "ⓐ" button to switch to one of the five modes "🚗 🚘 🚙 🏠 🧑".



Press "+"/"-" to preset the tire pressure.



Press "⏻" to start the battery pump.



The battery pump stops automatically as soon as the tyre pressure reaches the preset value.

## REFERENCE PRESSURE

Recommended Tire Pressure		
<b>Bicycle</b>	Normal bike	30-50 psi
	Mountain bike	40-60 psi
	Racer	70-120 psi
<b>Motorcycle</b>	Motorcycle	1.8-2.5 bar
	Electric Bike	1.8-2.5 bar
<b>Car</b>	Hatchback/Sedan	2.2-2.5 bar
<b>Ball</b>	Different balls	1-16 psi

The tire pressure values recommended above are for reference only. Please refer to the requirements of the product to be inflated.

## SPECIFICATIONS

Product Version	electric battery operated pump
Product model	#7305 D17-01
Voltage	7.4 V
Accumulator	Li-Ion, 4400 mAh
max. pump pressure	11 bar

## CARE AND STORAGE INSTRUCTIONS

- You can clean the surface of the product by hand with a damp cloth.
- Charge an empty battery for at least 2 hours before storage and for at least 2 hours after 3 months at the latest.
- Store the product in a cool, dry place.

## WARRANTY INFORMATION

We grant the statutory warranty period for this item. This starts from the date of purchase (receipt, proof of purchase). During the warranty period, defective products can be claimed to the seller or to the service address provided. During this time, we will remedy all defects that can be traced back to material or functional defects free of charge. This does not include normal wear and tear or damage caused by accidents, improper use, fall/impact or changes to the product. The repair or replacement of the item does not start a new warranty period.

## DISPOSAL

### **Disposing of packaging**

The packaging material is partially recyclable. Dispose of the packaging in an environmentally friendly manner and dispose of it in the local recycling collection.

### **Dispose of product**

Consumers are legally obliged to dispose of electrical and electronic equipment separately from household waste at the end of its service life. In this way, environmentally friendly and resource-saving recycling is ensured. They can hand them in at the collection points of the public waste management authorities or at the collection points set up by the manufacturers or distributors within the meaning of the ElektroG. The handing in of old equipment is free of charge. Consumers have the option of handing over an old appliance free of charge to a distributor who is obliged to take it back if they purchase an equivalent new appliance with an essentially identical function.

## EC DECLARATION OF CONFORMITY



You can find the EC declaration of conformity for this product on our homepage under [www.prophete.de](http://www.prophete.de).

### **Produced for**

Prophete In Moving GmbH  
Lindenstrasse 50  
D-33378 Rheda-Wiedenbrück

#7305 10/2024